

# S4 BALL VALVE - 3 WAY - HAND OPERATED PVC-U, PP, PVDF

## SPECIFICATIONS:

Sizes: 3/8" - 2" (DN 10 - DN 50)

With L or T ball

O-rings: EPDM / FPM (Viton)

Body material: PVC-u, PP, PVDF

## Operating pressure:

232 psi / 16 bar

## Valve ends:

- Solvent cement socket (ASTM, DIN, JIS)
- Solvent cement spigot (DIN)
- Threaded socket (BSP, NPT)
- Flanged

## Sample Specification

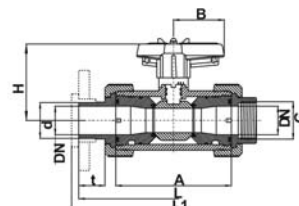
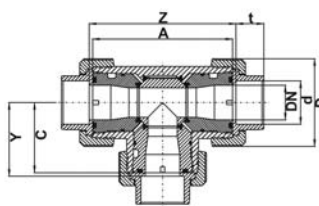

All Praher S4 series thermoplastic ball valves, sizes 3/8" - 2", shall be of true union design with a three directional blocking capability. Valve stems shall be of blow out proof design with a double O-ring seal. All valve handles shall be of PPGF construction with an integrated locking mechanism to lock valve in closed position. All handles shall be usable as a tool to remove or adjust seal carrier, and shall be fastened to valve stem with 316SS hardware.

All O-rings shall be EPDM or VITON and shall meet NSF61 criteria or NSF61 approved.

Teflon ball seats shall be cushioned with backing O-rings that will compensate for minor ball and seat wear. PVC shall be NSF 61 approved or listed and meet ASTM standard D1784, cell class 12454. PP shall be conforming to ASTM D4101, cell class PP0210B67272 and shall be available in tan and translucent. PVDF shall be conforming to ASTM3222 cell class TYPE II.

## FEATURES:

- safety handle system
- radial installation or removal
- true union design
- full bore design
- T or L flow pattern
- floating ball
- ball seats PTFE (Teflon)

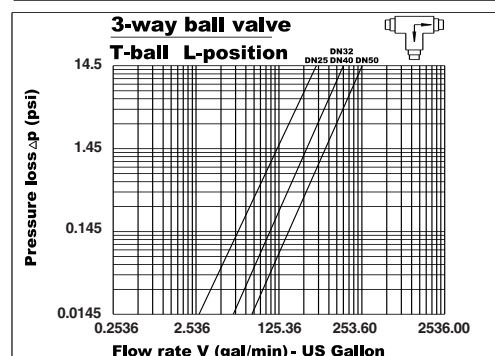
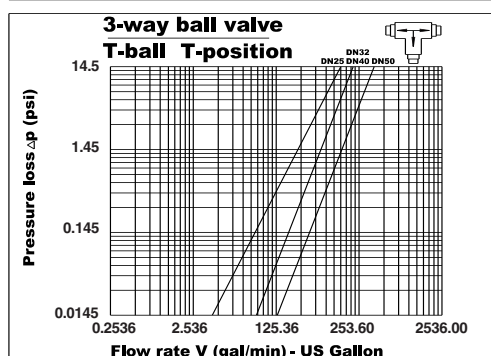
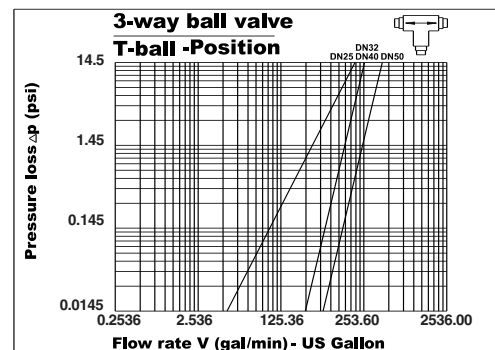
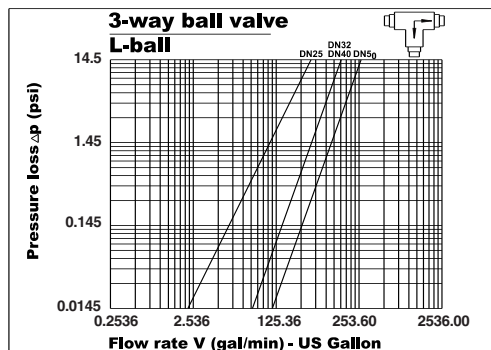


Md	16	20	25	32	40	50	63
DN	10	15	25	25	40	40	50
G	3/8"	1/2"	3/4"	1"	1 1/4"	1 1/2"	2"
L	152,0	162,0	-	200,0	-	261,0	296,0
L1	158,0	168,0	-	206,0	-	267,0	302,0
A	100,0	100,0	120,0	120,0	162,0	162,0	181,0
Z	105,5	105,5	126,0	127,0	169,0	171,0	193,0
t	16,5	16,5	20,0	22,5	27,5	31,5	38,5
D	53,0	53,0	70,0	70,0	101,0	101,0	121,5
H	72,0	72,0	81,5	81,5	107,5	107,5	116,5
B	40,0	40,0	51,5	51,5	73,0	73,0	85,0
Y	52,8	52,8	63,0	63,5	84,5	85,5	96,5
C	50,0	50,0	60,0	60,0	81,0	81,0	90,5
PVC	PN	16	16	16	16	16	16
PP	PN	16	16	16	16	16	16
PVDF	PN	16	16	16	16	16	16

all dimensions in mm, all weights in kg, pressure rating (PN) inbar

# S4 BALL VALVE - 3 WAY - HAND OPERATED PVC-U, PP, PVDF

Flow - pressure loss diagram



Flow characteristics

