

FLOW METER SERIES M23 FULL SIZE

SPECIFICATIONS:

Material:	PA (polyamide) PSU (polysulfone)
Size:	1" - 2.5"
Range:	0.066 - 2.64 USGPM
O-Rings:	EPDM standard (Viton optional)
Accessories:	Limit switches

FEATURES:

- Break and corrosion proof
- May be inserted and removed radially
- Available with special scales for almost all liquids and gasses
- Guide rail for accessories
- Limit switches, flow transmitters for remote indication
- Measuring tube labeled with nominal diameter, measuring range and material
- PVDF plastic floats and inserts are standard
- Available in measuring ranges from 15-60 l/h

Operation:

The type M23 plastic flowmeter is based on the well known "suspended float" principle and is used for measuring and monitoring flows in closed pipes. The medium flows upwards through the flowmeter and raises the float. The flow rate can be read off against the scale on the flowmeter body. The indication point corresponds to the largest diameter of the float.

The standard type M23 plastic flowmeter is fitted with a scale for water and two limit indicators.



FLOW METER SERIES M 23 FULL SIZE

Dimensions in mm Weight in kg/pc.

Range l/h H ₂ O	DN	dü	G	L	solvent cement socket			fusion socket			butt fusion socket PP		S SDR fusion 11 socket PP			S SDR 33			PVC PA PSU PVDF		
					dm	z	Lm	dm	z	Lm	d	Ls	S	d	Ls	S	dg	Lg	lg		
15-150																					
50-500	25	60	1.5"	335	32	341	385	31.5	345	381	32	455	3	32	443	2.4	1"	385	22	0.41	0.52
100-1000																					
200-2000	40	83	2.25"	335	50	341	403	50	345	391	50	467	4.6	50	459	3	1.5"	403	23	1.02	1.22
300-3000																					
600-6000	50	103	2.75"	335	63	341	417	63	345	399	63	473	5.8	63	461	3	2"	418	24	1.38	1.68
1200-12000																					
2000-20000																					
3000-30000	65	122	3.5"	335	75	341	429	75	345	407	75	753	6.9	75	453	3.6	-	-	-	2.15	2.9
8000-60000																					

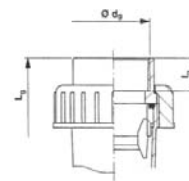
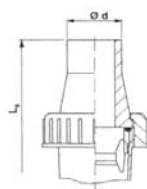
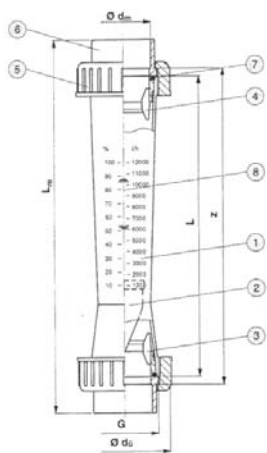
Pressure losses:

Measuring range l/h	15-150	50-500	100-1000	200-2000	300-3000	600-6000	1200-12000	2000-20000	3000-30000	8000-60000
Pressure loss mm Ws	185.3	185.3	185.3	251.6	251.6	254.8	251.6	254.8	251.6	335.7

Fittings with solvent cement / fusion sockets

Fittings with butt fusion sockets

Fittings with internal female thread



Parts:

1. measuring tube
2. suspended float
3. lower insert
4. upper insert
5. union
5. inserts (fusion, butt fusion)
7. O-ring
8. limit indicator